



How is Your Child Doing?

Sparkler is a mobile app in English, Spanish, and Chinese, which is free for families. It helps families support their children's early growth and development! It helps families check in on their children's development and spark healthy early learning. Parents can:



Know

Use the app to complete the mobile Ages & Stages Questionnaires® to understand your child's development.



Play

Get inspired to learn together through play. Library of off-screen activities to grow children's hearts, words, minds, and bodies!



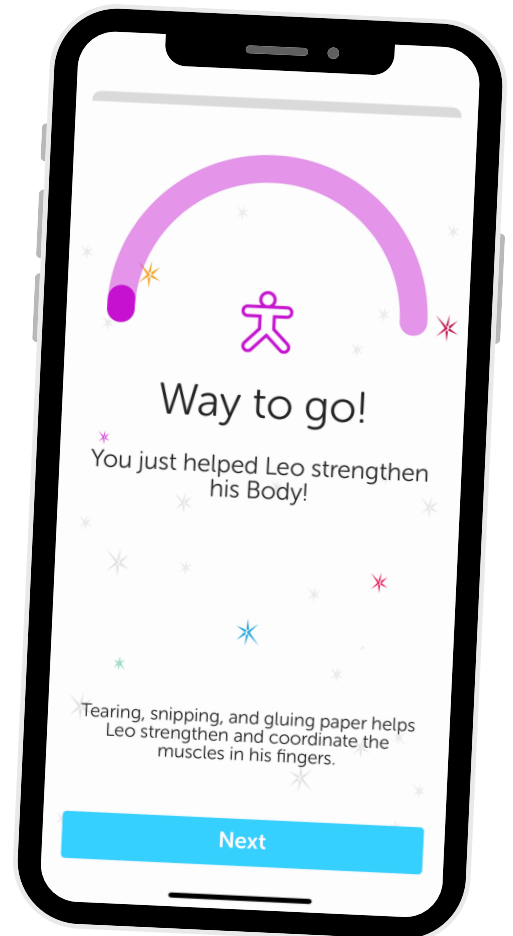
Grow

Follow your child's progress. See all that you accomplish together!



Connect

Get handy nudges, plus answers to your questions about child development and parenting.



Download with QR Code. Use access code to register!

Your Access Code



**Department of
Children & Youth**
Help Me Grow





How to Get Started

1

Download the app to your smartphone or tablet.

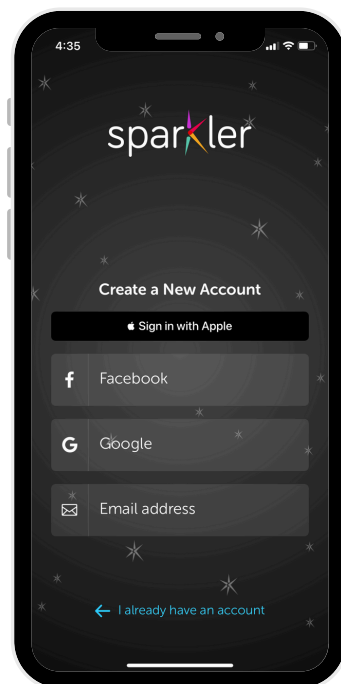
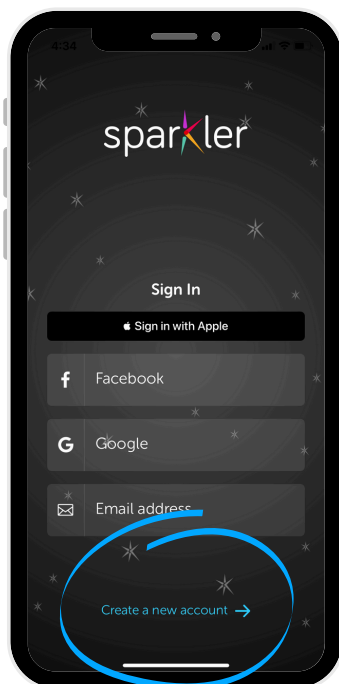
Go to the App Store or Google Play Store and download the app. You can search for the app or find it by scanning the QR code below.



2

Open the App. Tap "Create a new account."

Tap on "Email address" or another method to create your new account.

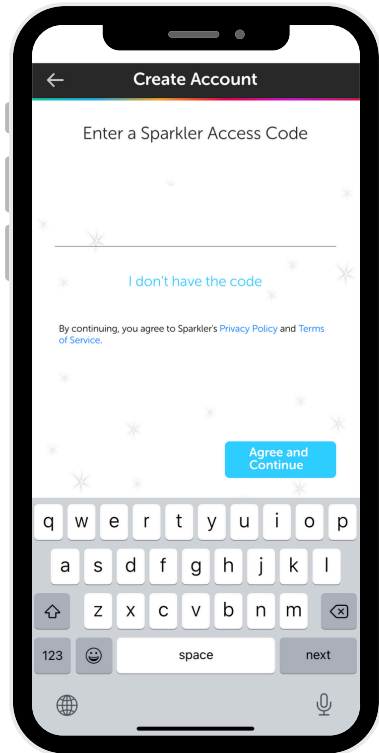





3

Enter your program's code.

This will connect you with your school or program.



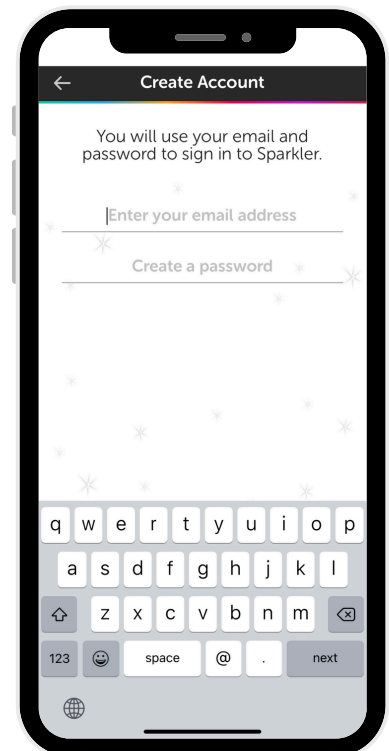
Your Code Is:



4

Now it's time to set up the parent or caregiver's Sparkler account.

- Enter your email address and create a password you'll remember.
- Press next.
- On the following screen, enter your name and contact information.





5

Set up your child's profile.

A screenshot of a smartphone displaying the "Add a Child" form. The form includes fields for "First Name", "Last Name", "She/He", "Date of Birth", and "Cohort/Provider Key", each with a right-pointing arrow. Below these fields is a section titled "Your child's account is part of:" followed by a disclaimer: "We ask for your child's birthday and prematurity (if they are under 2) so that we can determine the correct play activities and correct version of the Ages & Stages Questionnaires® to offer. We use the pronoun you provide when we write to you about your child." At the bottom of the form is a "next" button. The phone's status bar at the top shows the time as 4:37 and various icons.

- Start with 1 child, between birth and age 5. You can add siblings later!
- The most important thing to share on this screen is your child's correct birth date (and weeks prematurity if your child is under 2 years old).
- The birth date allows Sparkler to assign the correct play content and developmental screening.

6

You'll see the names of the organizations that are "Sponsoring Partners."

These are the organizations that are supporting you with Sparkler. They'll be able to see your screening results and play/engagement in order to offer support.

7

You can create another child profile at this point if you have two kids 5 and under. Or get started!